

HOWDY!

Summer 2018
Luncheons

Austin, San Antonio, Houston,
Dallas, & Harlingen



CONSTRUCTION SCIENCE
TEXAS A & M UNIVERSITY

Construction Industry Advisory Council

Department Head, Executive Director Update



CONSTRUCTION SCIENCE
TEXAS A&M UNIVERSITY

Construction Industry Advisory Council

Overview

- Department Head Updates
 - Transformational Education
 - Discovery & Innovation
 - Impact
- Industry Relations Updates
- Wrap-up





ACCE Re-Accreditation Visit

Dinnner Attendees


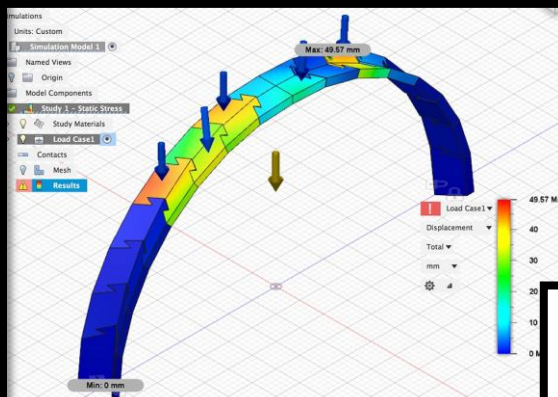
- Brent Ballard
 - Industry Observer
- Jeremy Stovall
 - Incoming President
- Kendall Pouland
 - Tellepsen
- Mitch Beckman
 - Webber
- Jeff Higdon
 - DSI
- Wes Moncrief
 - McCarthy




Transformational Education



Discovery & Innovation



Impact





Constructionarium

Projected conditions of 20-year build out:

- 1 Central Core District
- 2 Perimeter Research Facilities
- 3 Historic Commemoration Marker
- 4 Training/Testing District
- 5 Student Housing
- 6 Data Center
- 7 Proving Grounds
- 8 Flex/Secure Partnerships
- 9 Secure Partnerships
- 10 Advanced Testing and Training Area



Visit to Virginia Tech



Hokie alumnus and professor Andrew McCoy is the new head of the Department of Building Construction at Virginia Tech's Myers-Lawson School of Construction.



Staff Changes



Tony Marraro
Associate
Department Head



Hernan Guerra
Industry Relations
Coordinator



Melissa Sodolak
Administrative
Coordinator

Faculty Search

- Committee:
 - Dr. Miro Escamilla – Chair
 - Gary Boldt
 - Larry Fickel
 - Debra Ellis
 - Steve Rodgers
 - Liz Smith, Coordinator
- Target: Instructional Track w/ industry experience
 - Mechanical
 - Electrical
 - Materials



New Profs



Mr. Jonathan
Houston



Mr. Lance Simms



Mr. Randy
Birdwell

New Research Leads



Dr. David Jeong,
Professor



Dr. Amir Behzadan,
Research Coordinator

Faculty Awards



Ken Williamson, PhD
Associate Professor

Associated Schools of Construction
“2018 Lifetime Achievement Award”



Department Enrollment

	Fall 2016	Fall 2017	Fall 2018 Projected
BS	1061	1036	1018
MS	37	40	40
Total	1098	1076	1058



Incoming Class

Freshmen

- 261 Applications
- 121 Admitted (46%)
- 99 Accepted to Date

Change of Majors

- 90 Applications
- 56 Admitted (62%)

Transfers

- 211 Applications
- 104 Admitted (49%)
- 92 Accepted to date



Scholarships

- Over \$400,000 awarded to 245 students for the 2018 – 2019 Academic Year
- CIAC has 2 endowed matching scholarships available
- Endowed Scholarships
 - \$25,000 required
 - \$3,000 over a 5 year period plus CIAC match



Construction Academy

- Working with 25 school districts, TAMU Prospective Student Centers, Advise Texas, Las Colonias, and Industry Partners

Sundt

Clark Construction

The Brandt Companies

HEB

Austin Commercial

SpawGlass

Brasfield & Gorrie

Crossland Construction

TexasBit

McCarthy Building Companies

- Six Different Sites
 - Bryan\College Station, Harlingen, Houston, Dallas,
 - San Antonio, Weslaco
- Average of 25 Students
 - 40% female and 60% male ratio
- All participants offered a \$1,000 scholarship if they major in Construction Science at Texas A&M



George Eustace, PE

Industry Relations Coordinator



CONSTRUCTION SCIENCE
TEXAS A & M UNIVERSITY

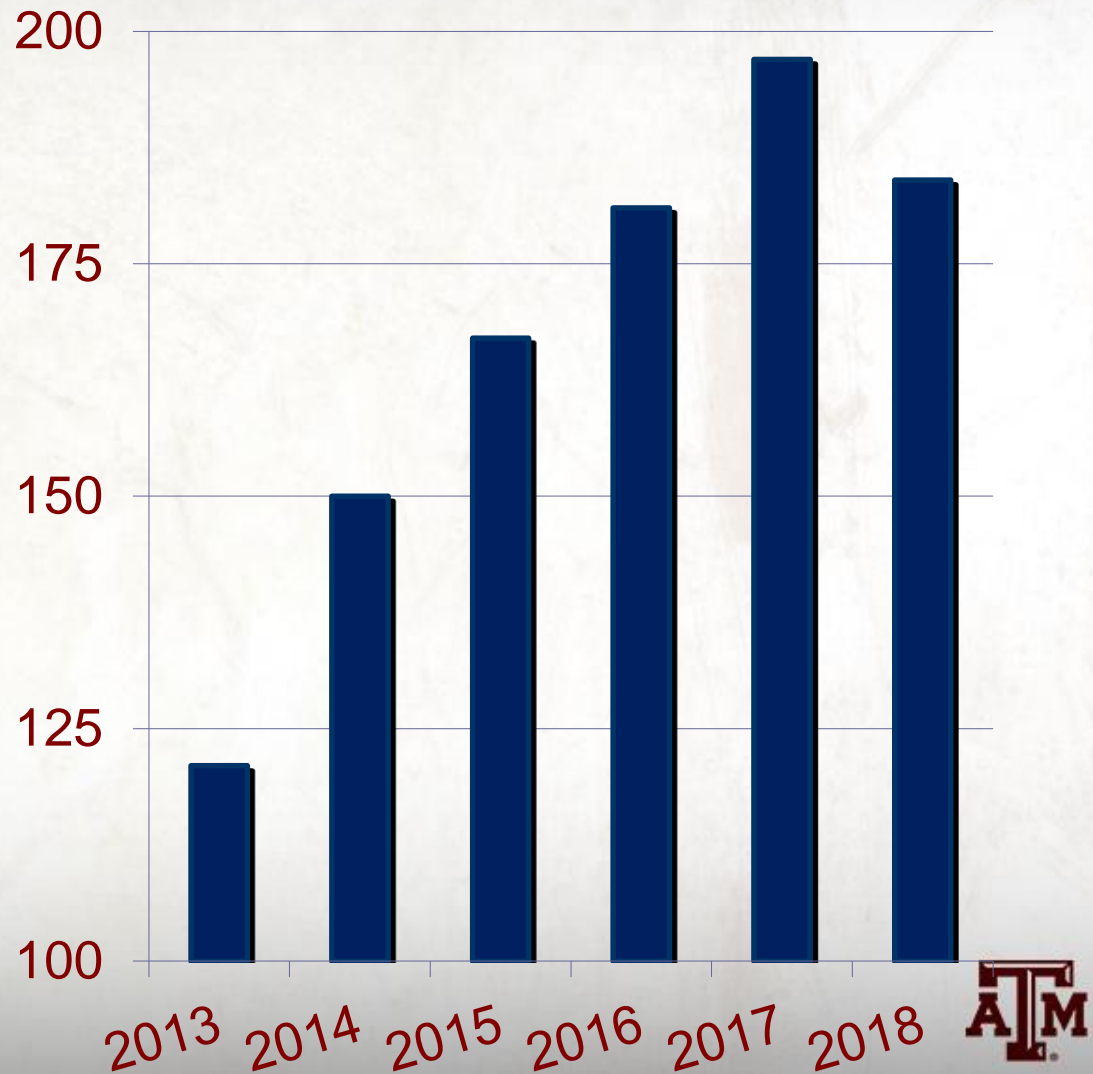
Construction Industry Advisory Council

CIAC Membership

**166 of 197
Renewed**

**18
New**

**184
Members 2018**

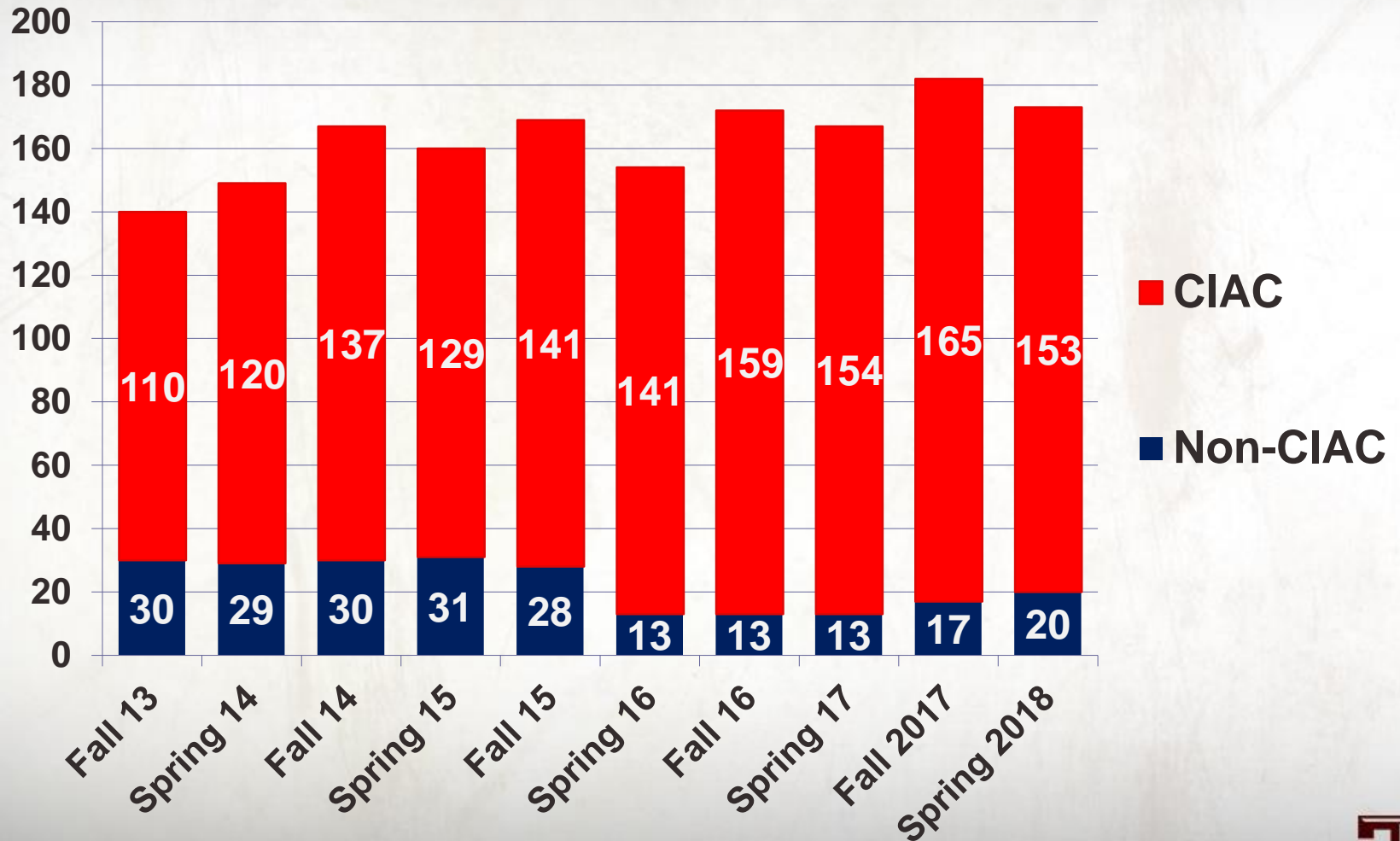


New CIAC Members in 2018

Autodesk	KG Residential
Booz Allen Hamilton	Legends Development Group
Broadus & Associates	Muckleroy & Falls
Dinerstein Companies	Peckar & Adamson
Engineered Wall Systems	Schulte Roofing
Flatiron	Steve Hoegger & Associates
Frank Dale Construction	Summit Materials \ RK Hall
GMI Texas	Turner Industries
IE2 Construction	The Lemoine Company



Career Fair Companies



Please Register for Career Fair

AECOM (URS Corporation)	Flatiron	McCarthy
ALPHA Facilities Solutions, LLC	Galaxy Builders	MEDCO Construction, LLC
Anslow Bryant	GAMMA Construction	Meritage Homes
Autodesk	Grand Homes	Peckar & Abramson
Baker Triangle	H&S Constructors, Inc.	Pinnacle Construction Group
Balfour Beatty	Hanover Company	Polk Mechanical Company
Bechtel	Harvey Builders	Prim Construction
Britt Rice Electric, LP	Haskell	Raba Kistner
Broaddus & Associates	Highland Homes	RMC Group
Burrow Global Services	Holder Construction	Rosendin Electric
C&W Services	Imperial Construction, Inc.	RSI Communities
CA Partners	Integrity Group	Ryan Companies
Cadence McShane	James Construction Group	Saratoga Homes
Cajun Industrial Design & Construction	JBKnowledge	Schulte Roofing
Cash Construction Company	John W. McDougall Company Inc.	Scott & Reid General Contractors
CenterPoint Energy	Joslin Construction	Sebastian Construction Group
Clark Construction	Karsten Interior Services	Slate Construction
CORE Construction	KBR	Swinerton Builders
Crossland Construction	KG Residential	Teal Construction
Cummings Electrical	KHS&S Contractors	The Lemoine Company
Dinerstein Companies	Ledcor	The NRP Group
DPR Construction	Legends Development Group	Trammell Crow Residential
Drymalla Construction Company	Linbeck Group, LLC	Trio Electric
Duke Realty	Lyness Construction	Turner Industries
Embree Group	Manhattan Construction Co.	W.S. Bellows Construction Corporation
Endurance Builders	Marek Brothers	Whiting-Turner Contracting Company
Engineered Wall Systems	Martin Marietta	



Job Placement

Industry Sector	%
Commercial	69%
Residential, Single Family	7%
Oil/Gas/Energy	5%
Heavy Civil/Highway	5%
Specialty	5%
Residential, Multi-Family	3%
Industrial	2%
Other	4%

Trend: More graduates going into sectors other than commercial



Job Placement

Field	Total	Employed	%
Construction Related	107	93	87%
Non-Construction Related	1	0	0%
Military	4	4	100%
Graduate School	5	1	20%
TOTAL	117	98	84%



Job Offers From Internship Providers

What percent received a job offer from their provider?

75%

What percent accepted the job offer from their provider?

64%

What percent that accepted a job offer had other interviews?

88%

What percent that accepted a job offer had other job offers?

54%



Job Titles & Average Salaries

Job Title	No.	Average Salary
Project Engineer	40	\$ 62,762
Field Engineer	15	\$ 61,836
Assistant Project Manager	11	\$ 59,045
Assistant Superintendent	9	\$ 61,332
Office Engineer	6	\$ 61,204
Superintendent	1	\$ 80,000
Builder	4	\$ 50,500



Job Interviews

Number of Interviews	Initial	Next Level
None	0%	14%
1 to 3	47%	60%
4 to 6	40%	21%
7 to 9	7%	3%
10 or More	8%	1%



Job Offers Received

Number of Offers	%
None	6%
1	31%
2	28%
3	22%
4	7%
5	2%
6	2%
***More than 6	2%

***Non-traditional students
Starting salaries \$70,000 to \$75,000



Starting Salary Range

Maximum	\$80,000
Median	\$62,000
Average	\$61,000
Minimum	\$42,000

Bonuses – 48%

Bonus Range	Number of Offers
Over \$5,000	3
\$2,500 - \$4,999	15
\$2,000 - \$2,499	13
\$1,500 - \$1,999	4
\$1,000 - \$1,499	2



Employers

Number of Companies	Membership
47	CIAC
14	Non CIAC

85% Hired by CIAC Member Companies

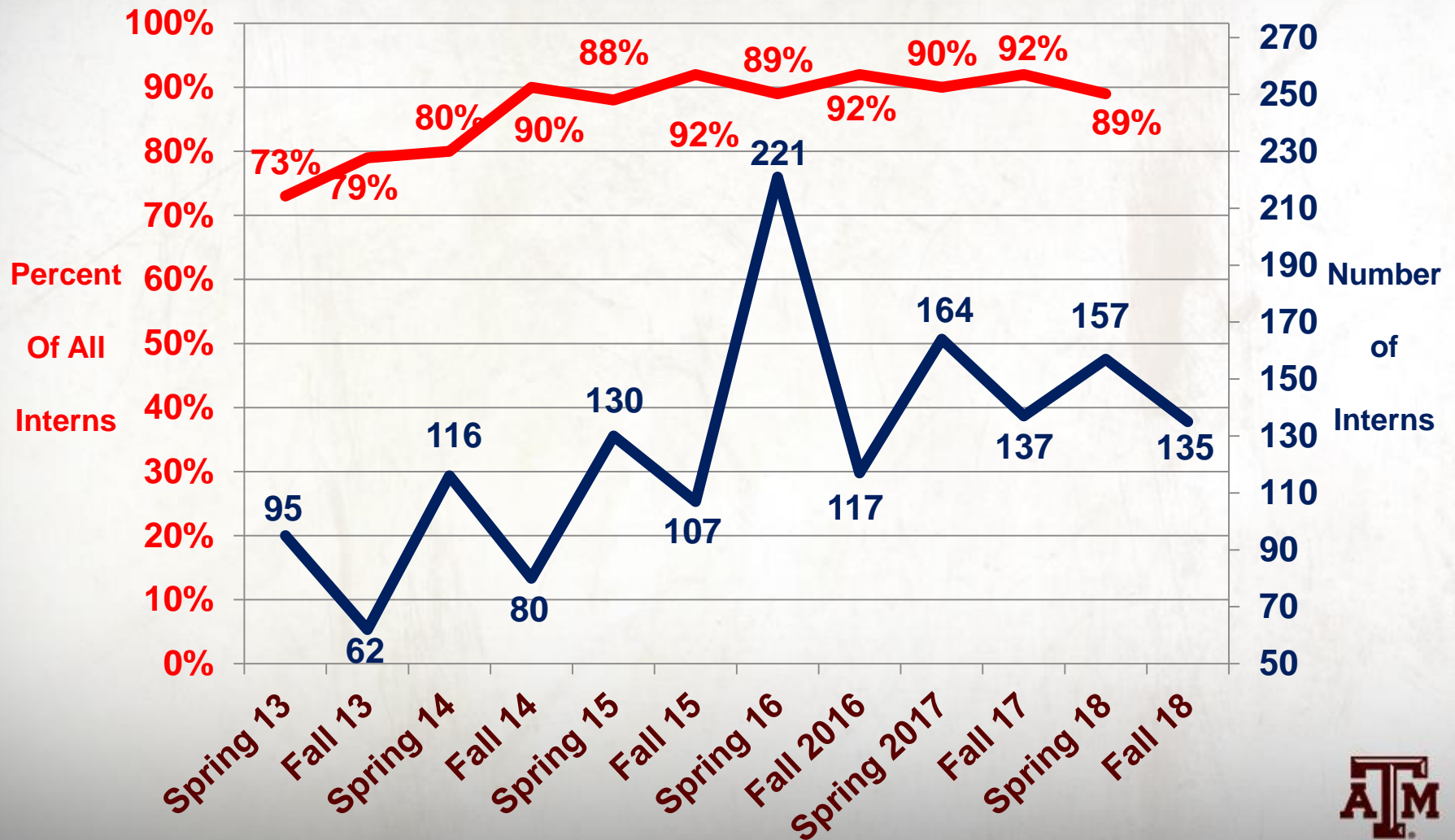


Job Locations

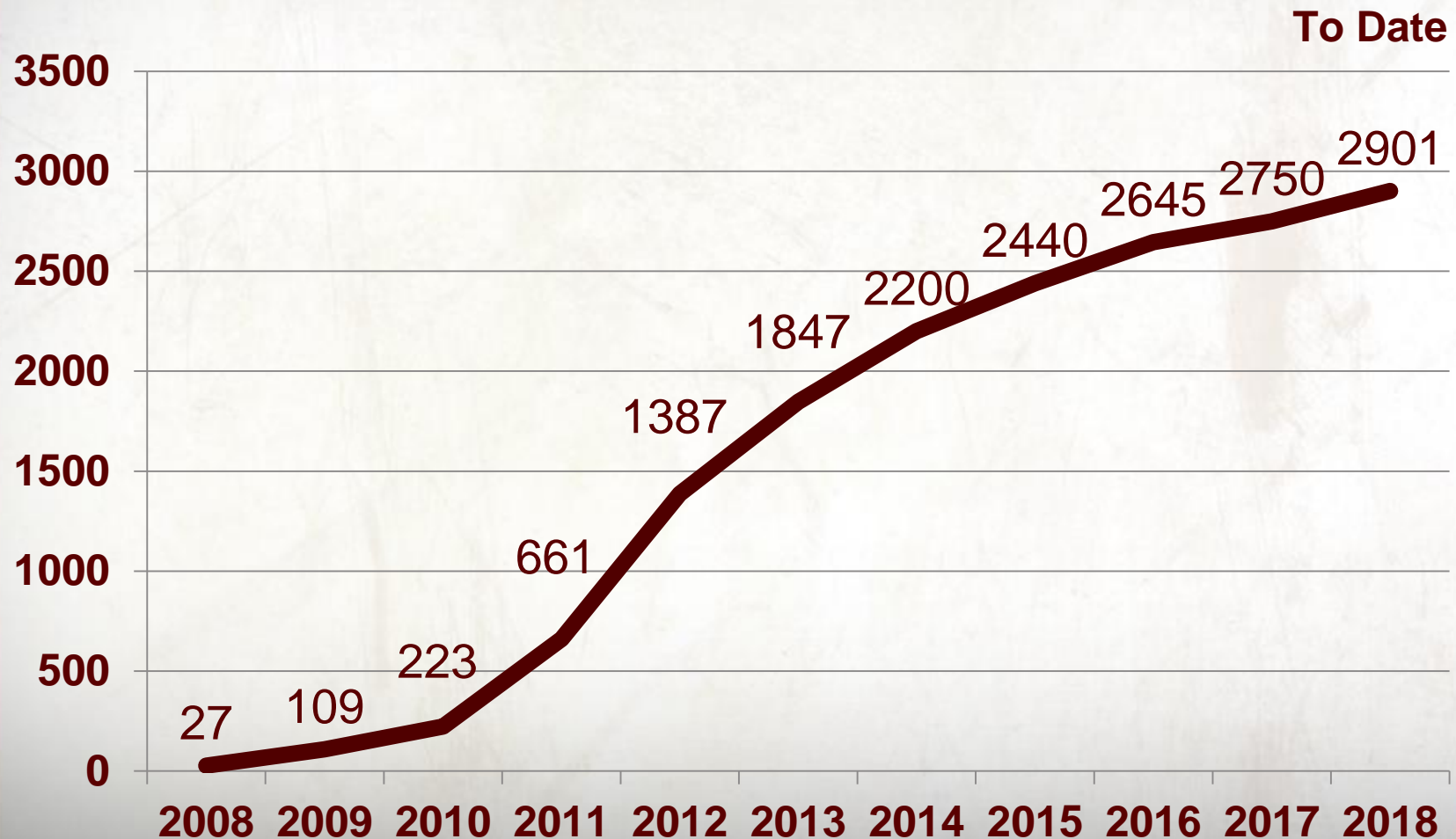
City	Percent
Dallas/ Fort Worth	30%
Houston	30%
Out of State	17%
Austin	14%
San Antonio	5%
Bryan/College Station	4%



CIAC Internship Support



LinkedIn Group Membership Growth



Save the Date

Fall 2018

CIAC Career Fair

September 13th & 14th

Brazos County Expo

Tailgate, BTHO Kentucky

October 6th

3 hours before kickoff

Association of Former Student
Building, Ring Side

CIAC Board Meeting

October 26th

Location To Be Determined

Field Trip Day

November 14th

10 Sites



Reminders

- Register for the Career Fair
- Send pictures of former students / job sites
- Join the “*Texas A&M - Construction Science*” LinkedIn Group
- Sign up for Company Day in Francis Hall



Questions?



Thanks & Gig'em!

